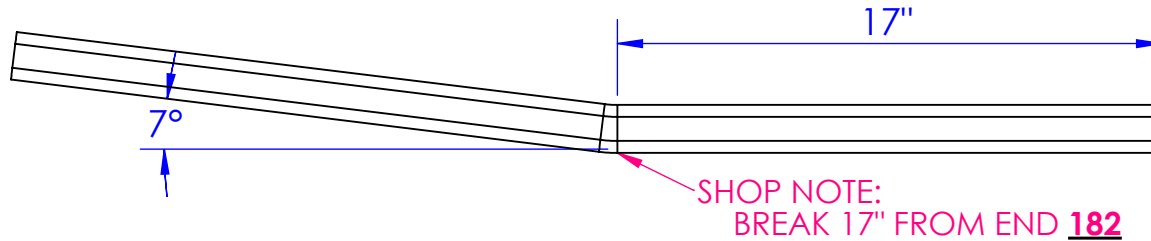
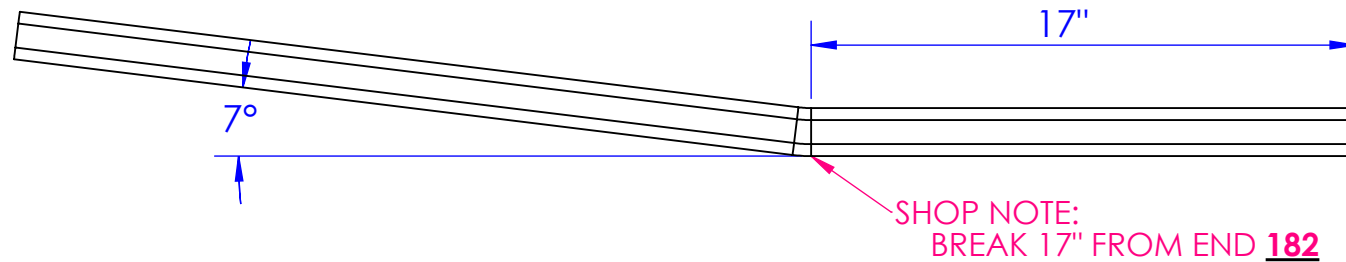


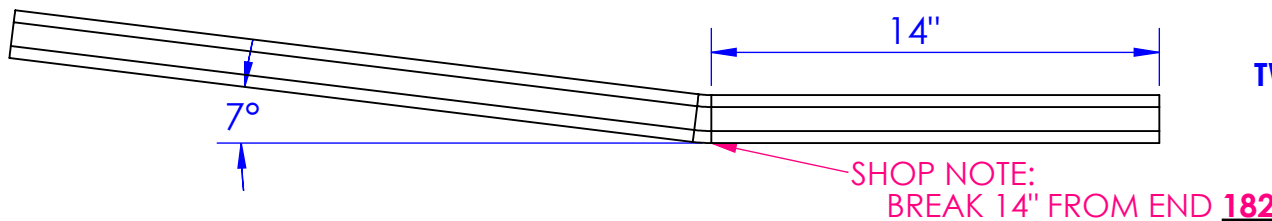
REVISIONS			
REV.	DESCRIPTION	DATE	APPROVED
A	UPDATED TO NEW STANDARD DWG FROM AE-FLKR920	12/10/2012	
B	LENGTHEN FP-AE-FLKR925 BY 6"	11/17/2016	



FP-AE-FLKR920
TWIN TUBE, FLKR ARM EXT. HB200
 ST-1-1/2 x .12
 6.10 LBS.

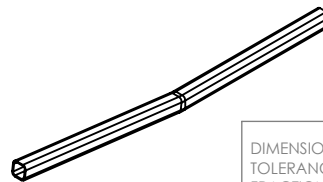


FP-AE-FLKR925
TWIN TUBE, FLKR ARM EXT. HB3200
 ST-1-1/2 x .12
 7.12 LBS.



FP-AE-FLKR935
TWIN TUBE, FLKR ARM EXT. HB355
 ST-1-1/2 x .12
 6.10 LBS.

PART #	TUBE LENGTH	A	HYDRA BED MODEL
AE-FLKR920	36	17	HB 200
AE-FLKR925	42	17	HB 3200
AE-FLKR930			HB 305
AE-FLKR935	36	14	HB 355
AE-FLKR955			HB 555



PROPRIETARY AND CONFIDENTIAL
 THE INFORMATION CONTAINED IN THIS
 DRAWING IS THE SOLE PROPERTY OF TRIPLE
 C INC. ANY REPRODUCTION IN PART OR
 AS A WHOLE WITHOUT THE WRITTEN
 PERMISSION OF TRIPLE C INC. IS PROHIBITED.

DIMENSIONS ARE IN INCHES
 TOLERANCES:
 FRACTIONAL $\pm 1/16$
 ANGULAR: MACH ± 1 BEND \pm
 TWO PLACE DECIMAL ± 010
 THREE PLACE DECIMAL ± 005

MATERIAL ---
 DO NOT SCALE DRAWING

NAME	DATE
DRAWN ETHAN	11/17/2016
PART #	SEE DWG.
ASM #	

COMMENTS:

**TWIN TUBE
 DETAILS**

P.O. BOX 248,
 SABETHA, KS 66534

TRIPLE C
 INC.

SIZE A	DWG. NO. 40-2506	REV. B
SCALE: 1:6	WEIGHT: ---	SHEET 1 OF 1